

Russell H. Conwell School

Level: Middle School • ULCS Code: 5230

2024-25 PSES Summary Report – **PRELIMINARY**

The Office of Research and Evaluation administers the annual **Philly School Experience Survey (PSES)** to District, Charter, and Alternative schools. The survey collects feedback from students, parents and guardians, teachers, school support staff, and school leaders to measure six key topics related to school improvement. For more information about the Philly School Experience Survey, please visit <https://www.philasd.org/pses>.

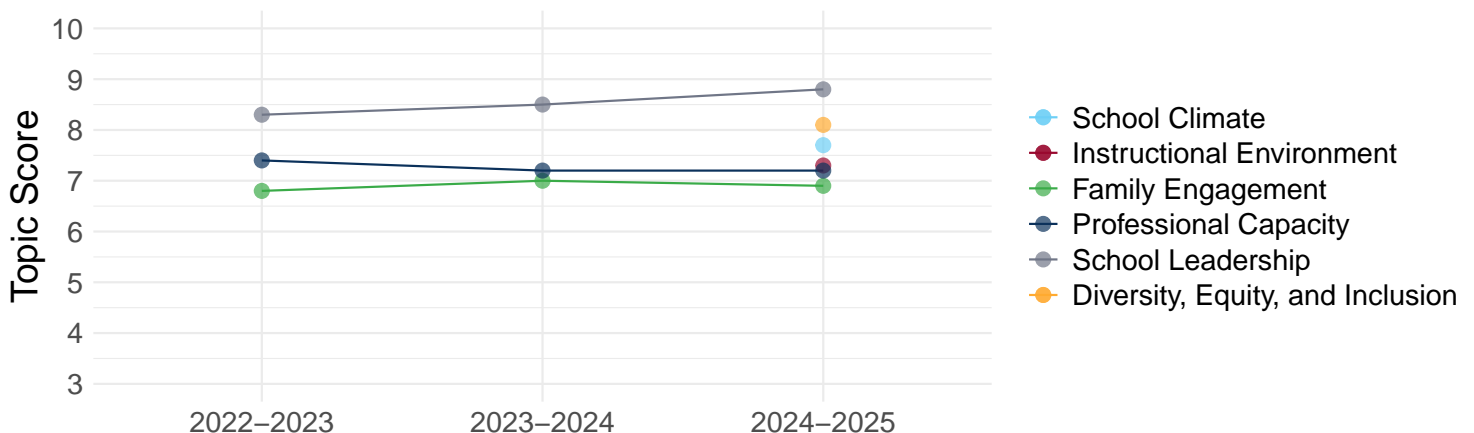
Survey Participation

Student	Parent/Guardian	Teacher	Support Staff
100% +2 %points (YOY)	110% +11 %points (YOY)	92% 0 %points (YOY)	86% +42 %points (YOY)
Number of Responses: 118 out of 118	Number of Responses: 114 out of 104	Number of Responses: 11 out of 12	Number of Responses: 18 out of 21

Only students in grades 3-12 participate in the survey. Data is displayed for each survey group only when there are at least five respondents and the response rate meets a minimum threshold. The minimum response rate is 30% for students, teachers, and support staff and 15% for parents/guardians.

Topic Trends Over Time

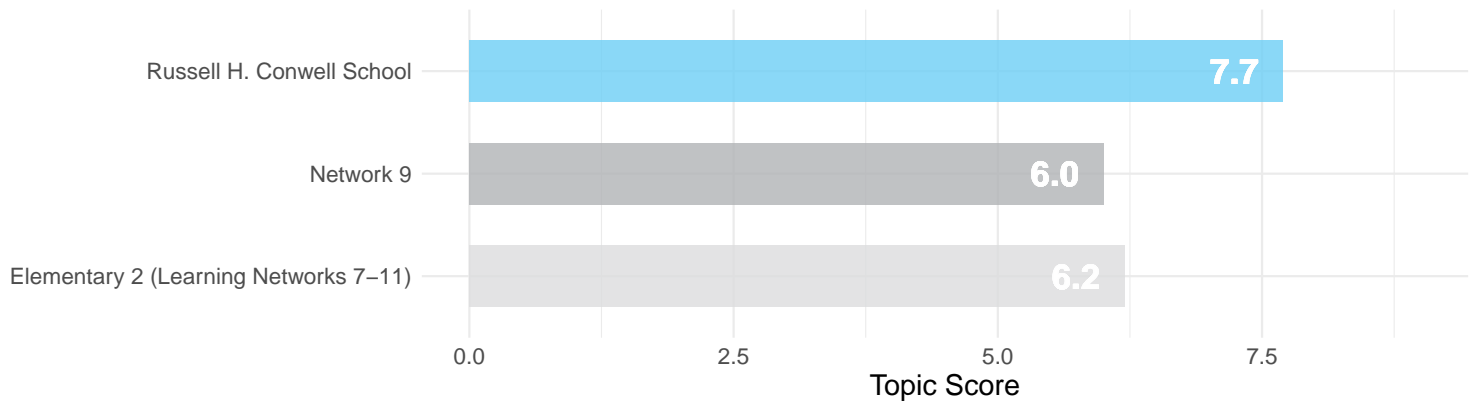
The graph below shows trends in the overall topic scores for this school over time. Some topic scores may be missing if response rate thresholds were not met. Schools that do not serve grades 6 or above do not receive Climate or DEI topic scores, since these topics include questions only shown to students in grades 6 and above.



School Climate, Instructional Environment, and Diversity, Equity, and Inclusion only show topic scores in 2024-25 because these topics contain questions with updated response scales that cannot be directly compared to previous years.

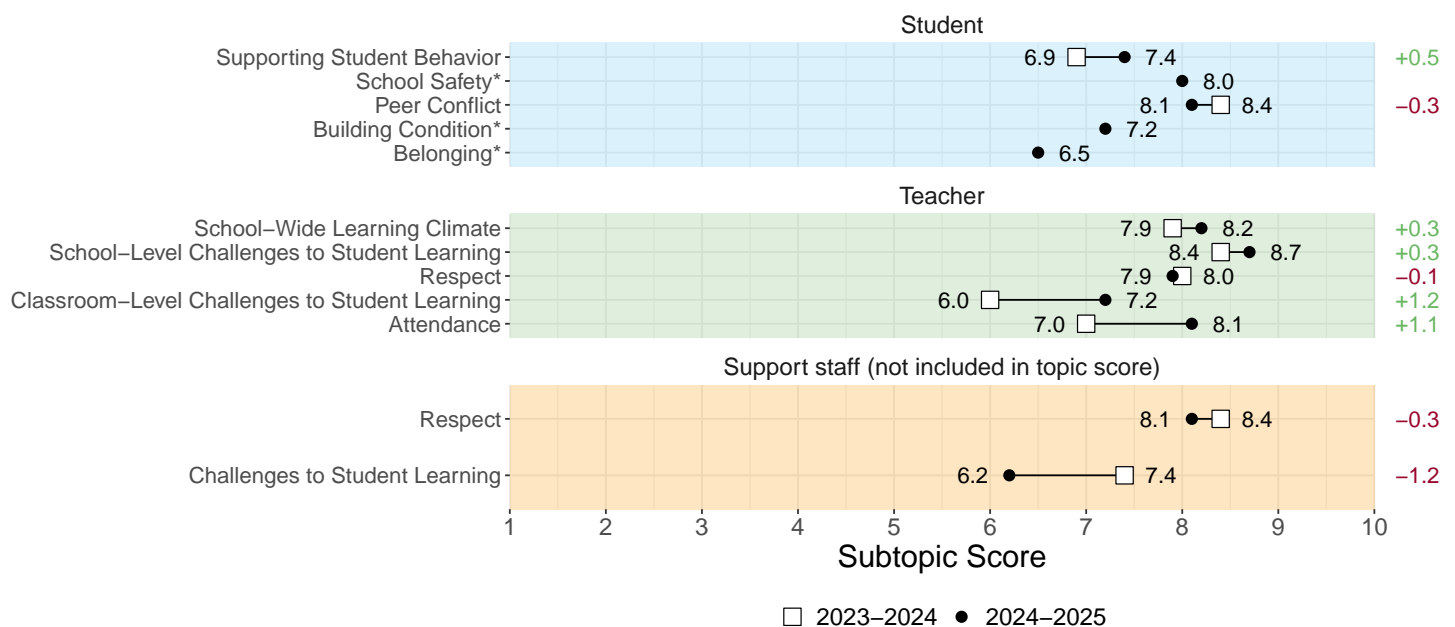
School Climate: Scores

Topic Score Comparisons



The School Climate topic score is the average of subtopic scores from the Student and Teacher surveys. Sufficient responses must be available from these respondent groups to generate and display topic scores. A display of "i.s" means that there is an insufficient sample to calculate a subtopic score and "n.a." indicates that a subtopic does not apply for this school.

Subtopic Scores by Survey Group



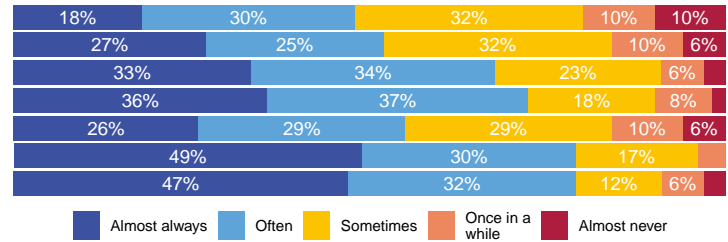
Higher scores indicate a more favorable response. A display of "i.s" means that there is an insufficient sample in 2024-25 to calculate a subtopic score and "n.a." indicates that a subtopic does not apply for this school.

* Only 2024-25 subtopic scores are available because this subtopic contains questions with updated response scales that cannot be directly compared to previous years.

School Climate: Key Questions

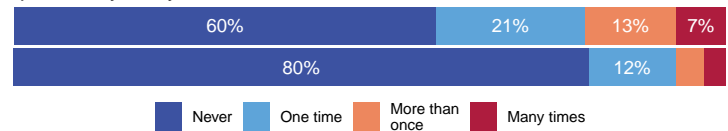
Student: How often are these things true?

- I enjoy being in school.
- When I am in school, I feel like I belong.
- The school building is in good condition.
- My school is clean.
- Other students treat me with respect.
- I feel safe in my classes.
- I feel safe in the bathrooms in my school.



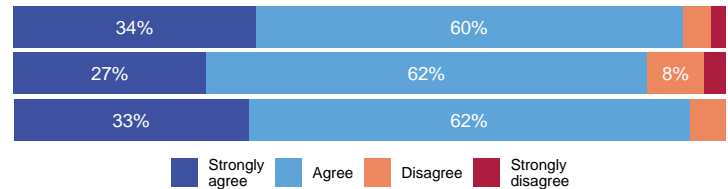
Student: [Grades 6–12 only] Have any of the following happened to you personally this year?

- A student threatened or harassed me in-person while I was at school.
- A student threatened or harassed me online while I was at school or during online learning.



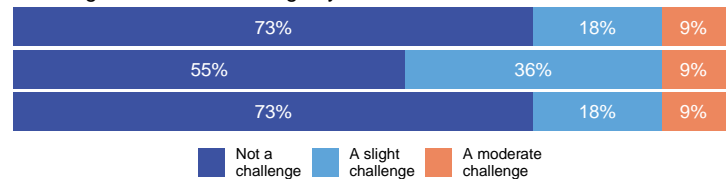
Student: [Grades 6–12 only] How much do you agree or disagree?

- If I told a teacher or other adult at this school that another student was bullying me, they would try to help me.
- If a student at my school is bullied, threatened or harassed, it is easy for them to get help from an adult.
- When there is a conflict between people, my school tries to make sure all sides are heard to help resolve the conflict.



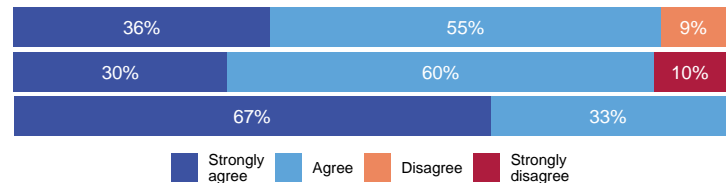
Teacher: To what extent do you consider each of the following factors a challenge to student learning in your school?

- Lack of teacher planning time built into the school day
- Lack of support for teaching special education students (i.e., students with IEPs)
- Lack of support for teaching English Learners



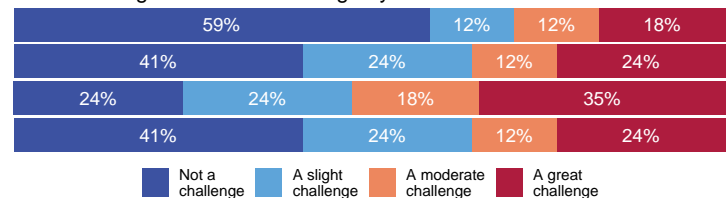
Teacher: How much do you agree or disagree with the following statements?*

- I have adequate training to support student behavior.
- I have adequate resources (e.g., student behavior guides, social-emotional learning materials) to support student behavior.
- My school consistently uses restorative approaches to student behavior.



Support Staff: To what extent do you consider each of the following factors a challenge to student learning at your school?*

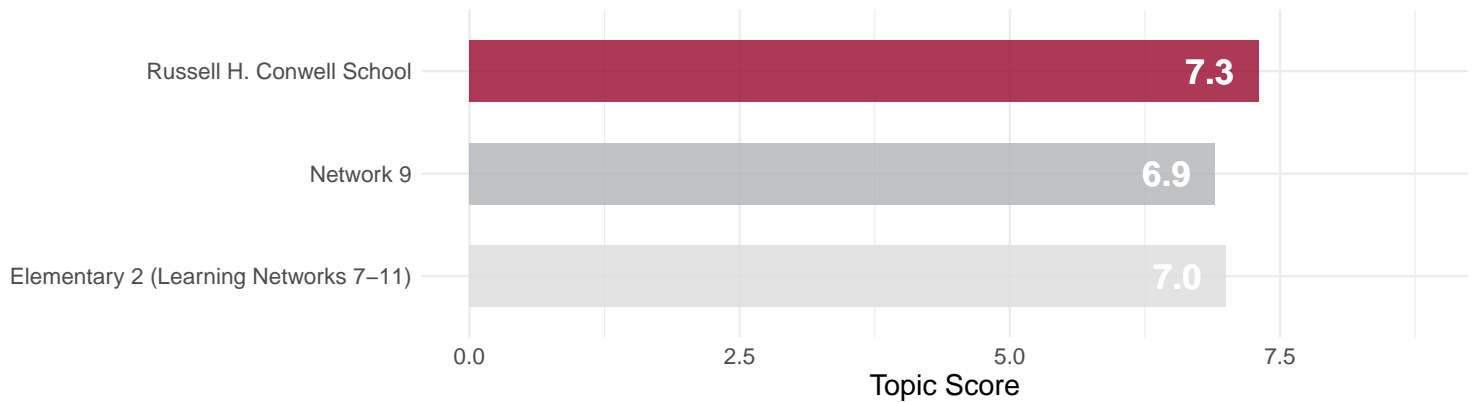
- Teacher/staff turnover
- Student absenteeism
- Student mental health issues
- School crime/safety



* Questions not included in topic score

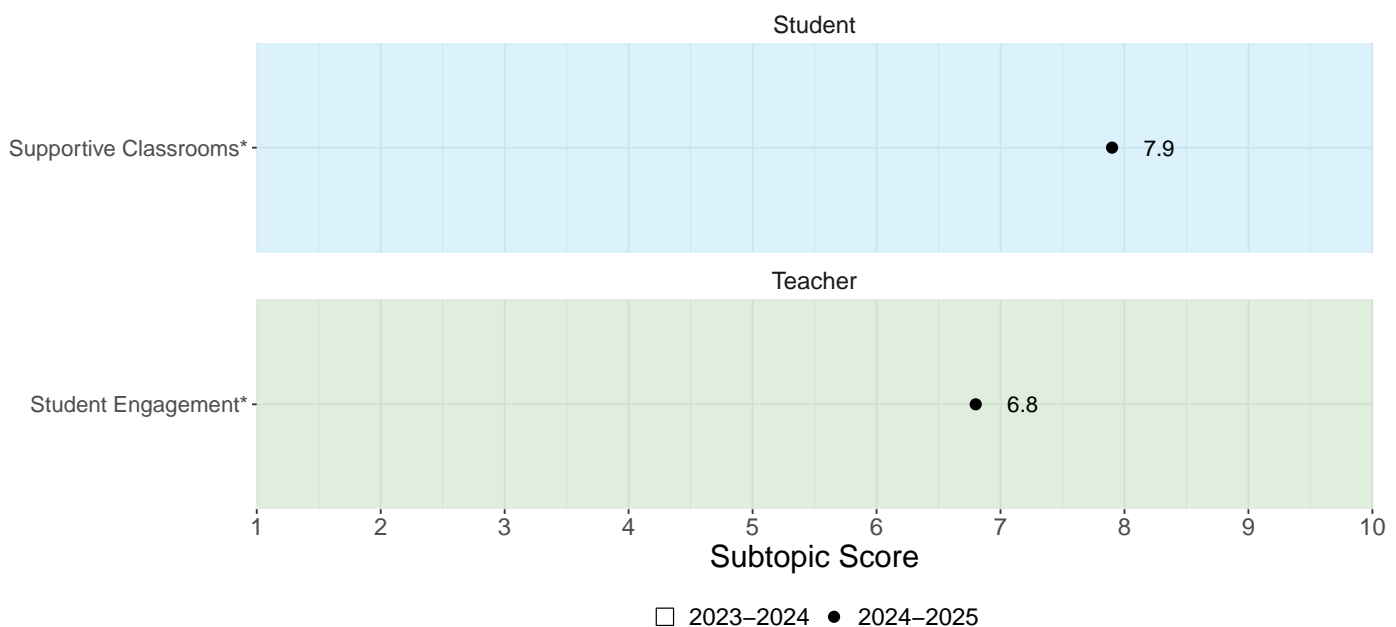
Instructional Environment: Scores

Topic Score Comparisons



The Instructional Environment topic score is the average of subtopic scores from the Student and Teacher surveys. Sufficient responses must be available from these respondent groups to generate and display topic scores. A display of “i.s.” means that there is an insufficient sample to calculate a subtopic score and “n.a.” indicates that a subtopic does not apply for this school.

Subtopic Scores by Survey Group



Higher scores indicate a more favorable response. A display of “i.s.” means that there is an insufficient sample in 2024-25 to calculate a subtopic score and “n.a.” indicates that a subtopic does not apply for this school.

* Only 2024-25 subtopic scores are available because this subtopic contains questions with updated response scales that cannot be directly compared to previous years.

Instructional Environment: Key Questions

Student: How often are these things true?

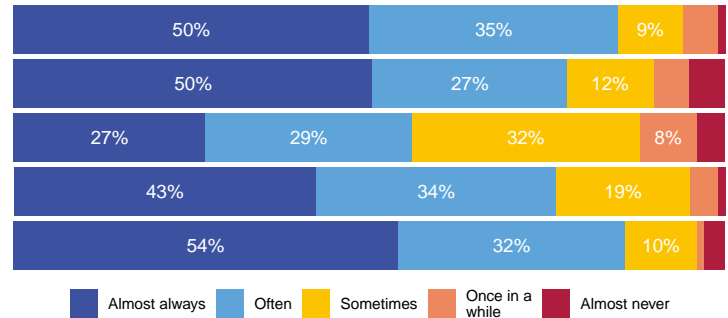
My teachers are willing to provide me with extra help if I need it.

There is at least one adult at school I trust.

In my classes we stay busy and do not waste time.

In my classes we learn a lot.

My teachers treat me with respect.



Student: [Grades 6–12 only] In your English Language Arts class this year, how often do you do the following?*

Debate the meaning of something you read

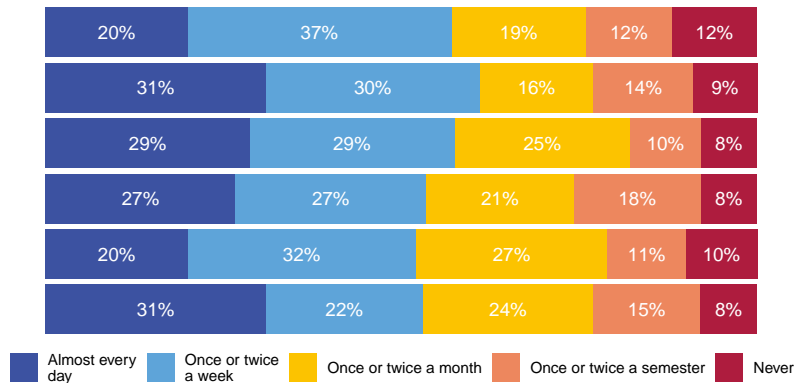
Discuss connections between reading and real-life people or situations.

Discuss how culture, time, or place affects an author's writing

Work with other students on a piece of writing

Rewrite a piece of writing in response to feedback

Get to work on creative projects related to what we're learning



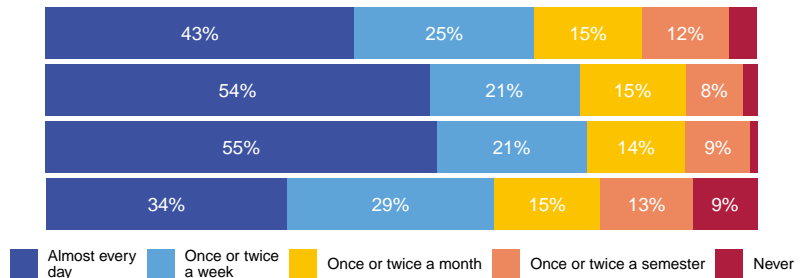
Student: [Grades 6–12 only] In your Math class this year, how often do you do the following?*

Write a few sentences to explain how you solved a math problem

Explain how you solved a math problem to your classmate or classmates

Discuss different ways to solve math problems with other students

Apply math to situations in life outside of school

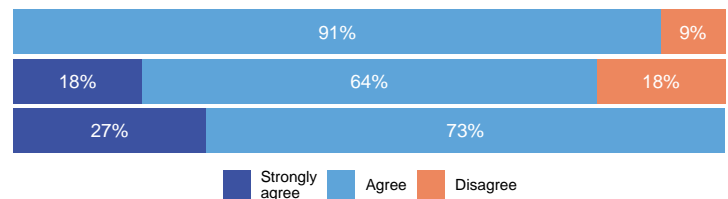


Teacher: How often are the following statements true about your classroom?

My students influence decisions regarding learning activities.

My students are interested in what we do in class.

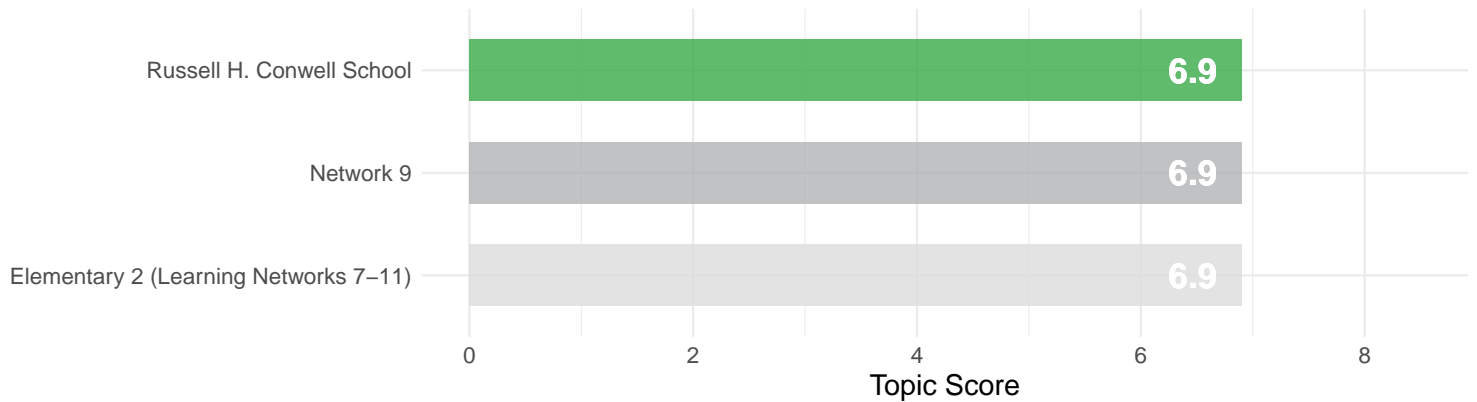
I call on all of my students, even if they don't volunteer to answer questions.



* Questions not included in topic score

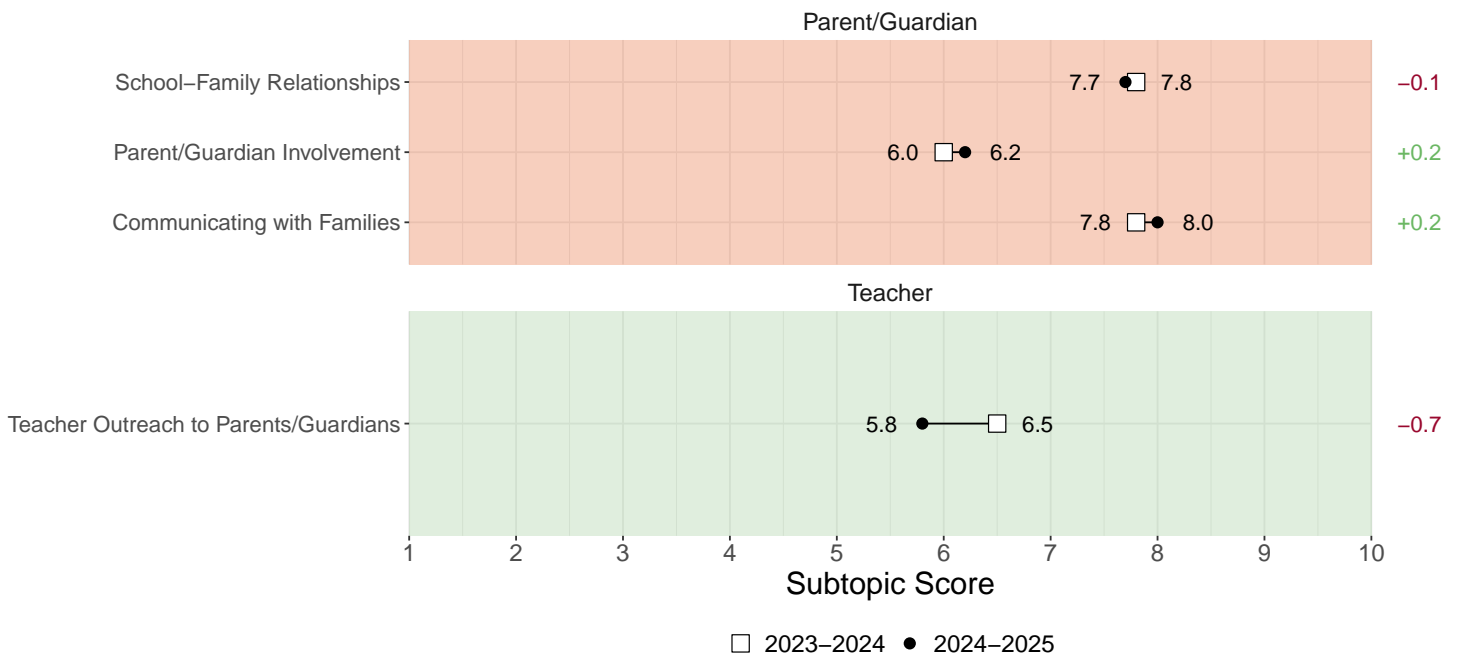
Family Engagement: Scores

Topic Score Comparisons



The *Family Engagement* topic score is the average of subtopic scores from the Teacher and Parent/Guardian surveys. Sufficient responses must be available from these respondent groups to generate and display topic scores. A display of “i.s.” means that there is an insufficient sample to calculate a subtopic score and “n.a.” indicates that a subtopic does not apply for this school.

Subtopic Scores by Survey Group



Higher scores indicate a more favorable response. A display of “i.s.” means that there is an insufficient sample in 2024-25 to calculate a subtopic score and “n.a.” indicates that a subtopic does not apply for this school.

Family Engagement: Key Questions

Parent and Guardian: How much do you agree with the following?

School activities are scheduled at times that I can attend.

I know how to contact my child's teacher(s).

I feel welcome in my child's school.

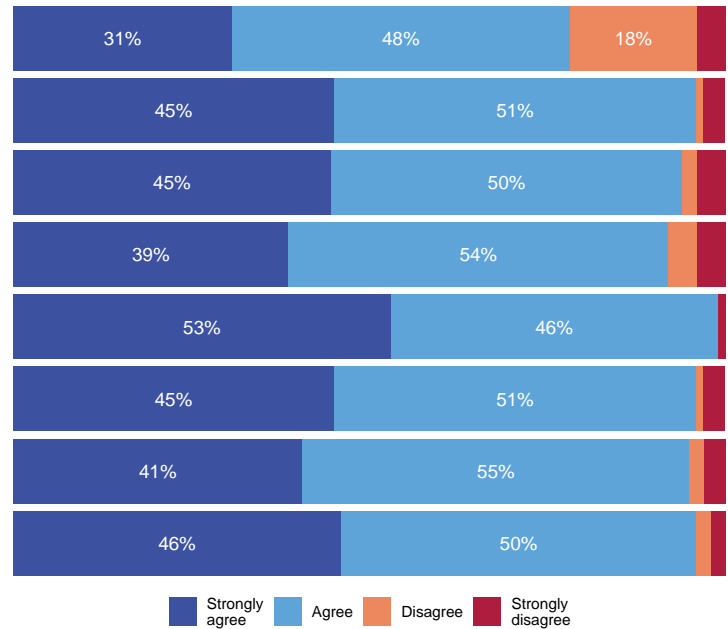
I am satisfied with the response I get when I contact my child's school with questions or concerns.

My child's school communicates with me in a language I understand.

My child's school communicates with me in a manner that is clear and timely.

My child's school gives me information about how I can help my child be successful in school.

My child's school lets me know about meetings, special school events, and family education opportunities.

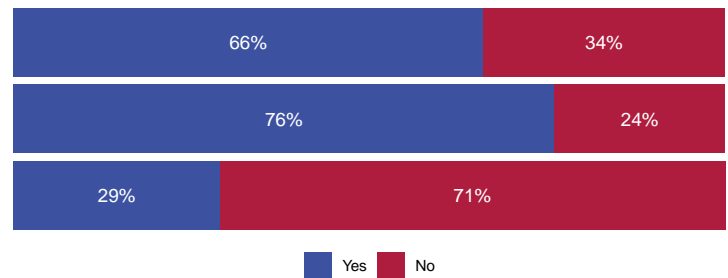


Parent and Guardian: Since the beginning of the school year, has any adult in your child's household...

attended a parent/guardian group meeting at your child's school (for example, a SAC, HSA, or PTA meeting)?

attended a school sponsored event at your child's school, such as a play, sports game, art show, or science fair?

served as a volunteer in your child's school?



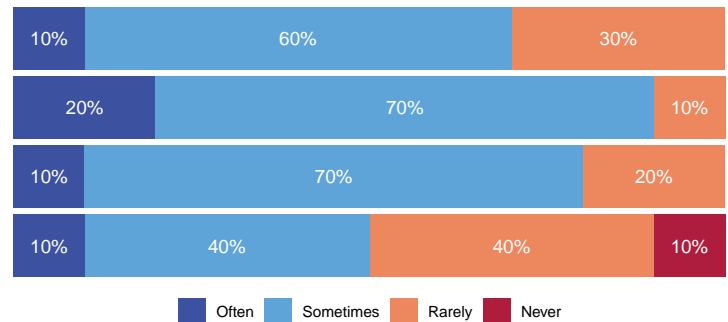
Teacher: Think about a "typical" student in the class you identified at the beginning of the survey. During this academic year, how often did you do the following for that student?

Contact their parents and guardians when they are struggling academically

Contact their parents and guardians about their achievements and successes

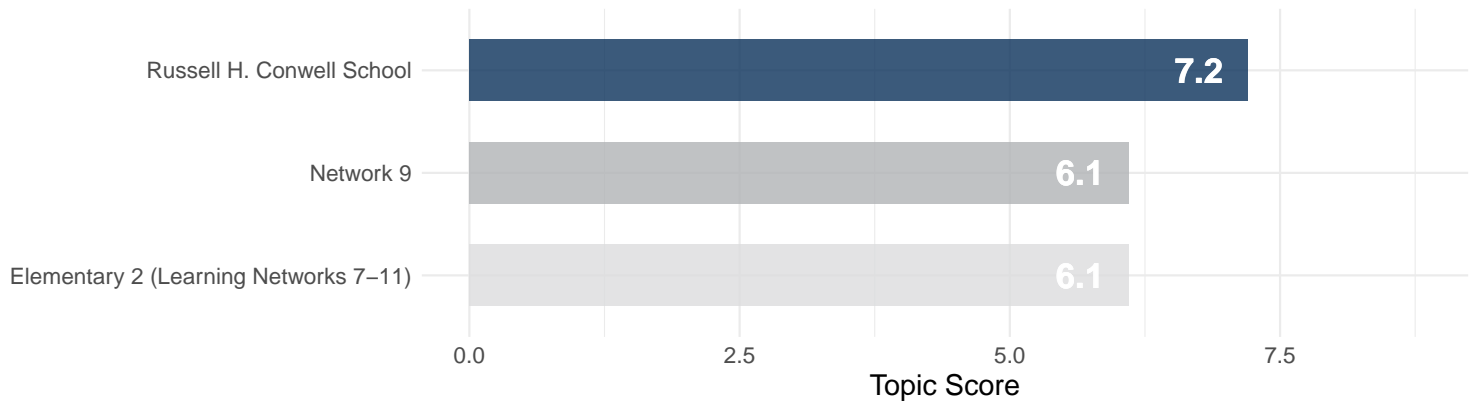
Send emails, newsletters, or notes home telling parents and guardians what they have been learning and doing in class

Suggest activities that their parents and guardians can do to complement activities in the classroom



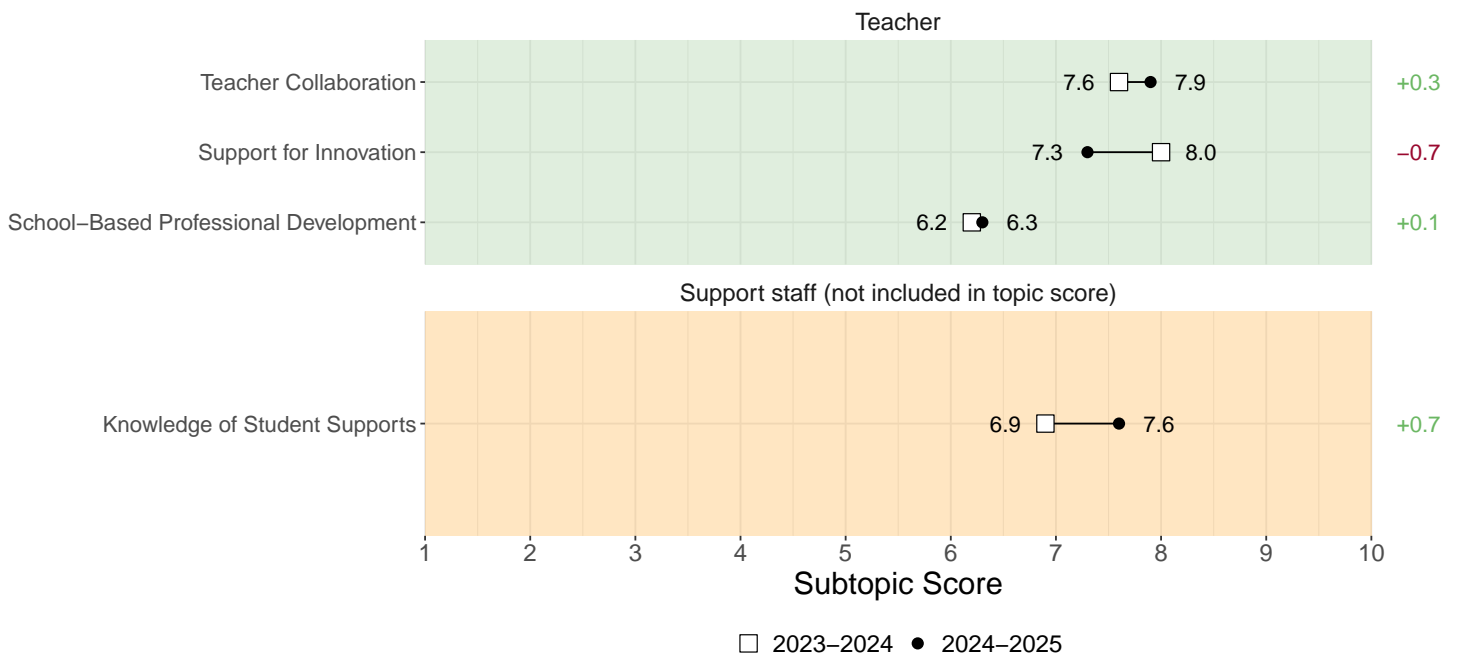
Professional Capacity: Scores

Topic Score Comparisons



The Professional Capacity topic score is the average of subtopic scores from the Teacher survey. Sufficient responses must be available from these respondent groups to generate and display topic scores. A display of “i.s.” means that there is an insufficient sample to calculate a subtopic score and “n.a.” indicates that a subtopic does not apply for this school.

Subtopic Scores by Survey Group



Higher scores indicate a more favorable response. A display of “i.s.” means that there is an insufficient sample in 2024-25 to calculate a subtopic score and “n.a.” indicates that a subtopic does not apply for this school.


Professional Capacity: Key Questions

Teacher: How much do you agree with the following about school-based professional development?


Teachers' backgrounds, experience levels, and learning needs are considered when planning school professional development.



Teacher input is taken into consideration when planning school professional development.




In my school, teachers meet during the school day for school professional development (in addition to district-designated PD days).



I am expected to continually learn and seek out new ideas.



I am free to be creative in the teaching methods and strategies I use in my practice.



Strongly agree Agree Disagree Strongly disagree

Teacher: How often, if at all, do groups of teacher(s) at your school meet to address the following topics?

Effective instructional strategies



The individual learning needs of students



Coordination of instruction within grade levels



Coordination of instruction across grade levels



Often Sometimes Rarely Never

Teacher: How much do you agree or disagree with the following statements?*

I have enough time during my workday to prepare lessons.



Necessary materials such as textbooks, supplies, and copy machines are available at my school.



Strongly agree Agree Disagree

* Questions not included in topic score

Professional Capacity: Key Questions (continued)

Teacher: How much do you agree or disagree with the following statements? My colleagues...*

Support each other's professional growth

45%

55%

Work together to meet student needs

36%

64%

Strongly agree Agree

Teacher: How much do you agree or disagree with the following statements?*

I am happy when I get up in the morning on school days.

100%

I can keep up with the demands of my job.

18%

73%

9%

If I were to choose my job again, I would still become a teacher.

18%

55%

27%

Strongly agree Agree Disagree

Support Staff: How much do you agree or disagree with the following statements? My colleagues...*

Support each other's professional growth

35%

53%

6%

6%

Work together to meet student needs

35%

59%

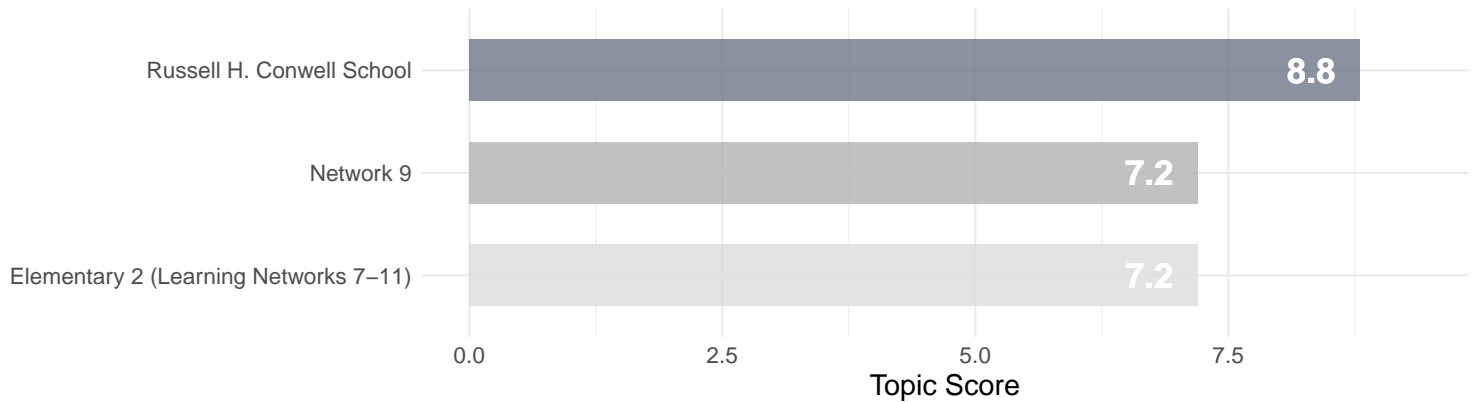
6%

Strongly agree Agree Disagree Strongly disagree

* Questions not included in topic score

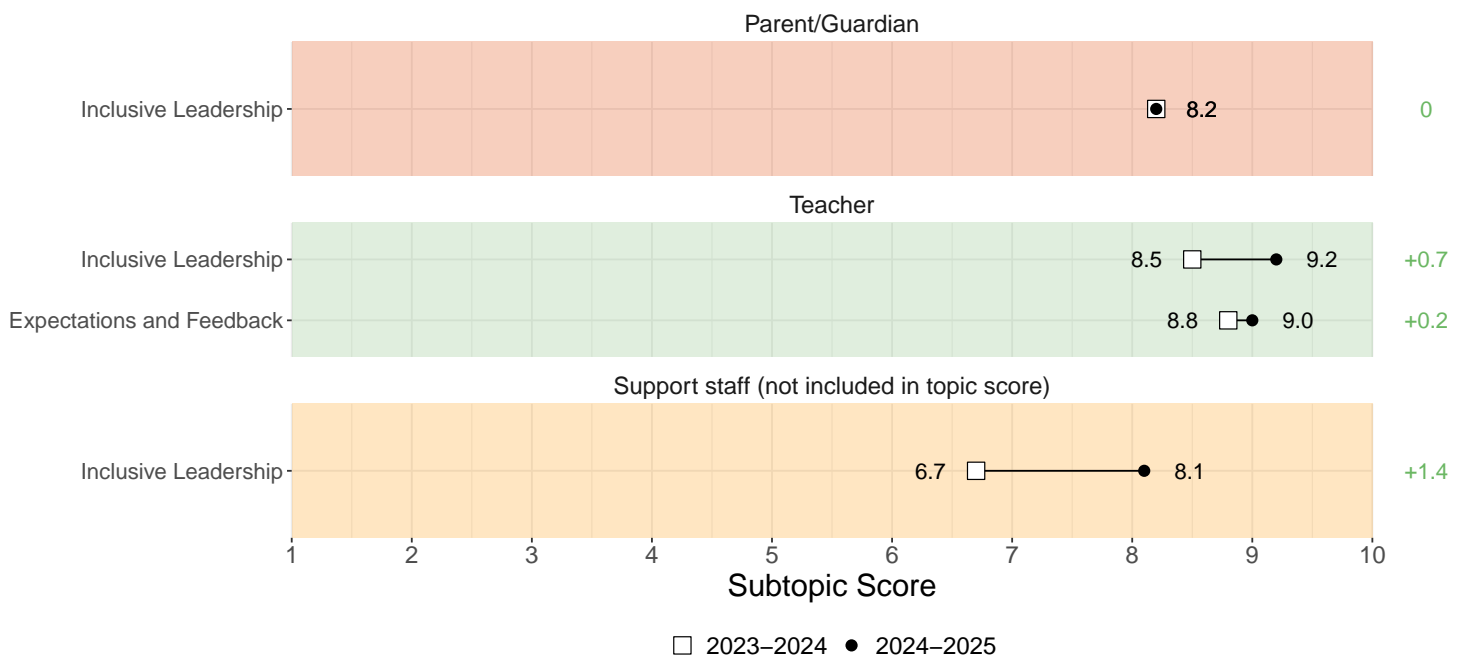
School Leadership: Scores

Topic Score Comparisons



The School Leadership topic score is the average of subtopic scores from the Teacher and Parent/Guardian surveys. Sufficient responses must be available from these respondent groups to generate and display topic scores. A display of “i.s.” means that there is an insufficient sample to calculate a subtopic score and “n.a.” indicates that a subtopic does not apply for this school.

Subtopic Scores by Survey Group



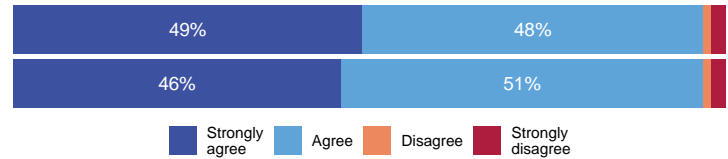
Higher scores indicate a more favorable response. A display of “i.s.” means that there is an insufficient sample in 2024-25 to calculate a subtopic score and “n.a.” indicates that a subtopic does not apply for this school.

School Leadership: Key Questions

Parent and Guardian: How much do you agree with the following? The principal or school leader...

has a clear mission for the school.

works to create a sense of community in the school.

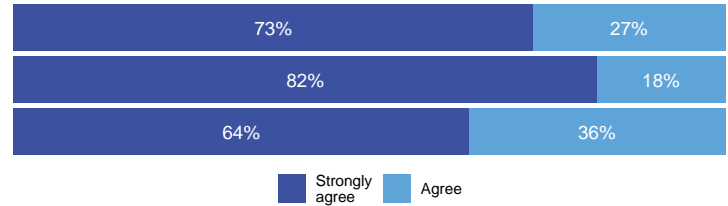


Teacher: My principal/school leader...

Sets high standards for student learning.

Sets clear expectations for teachers.

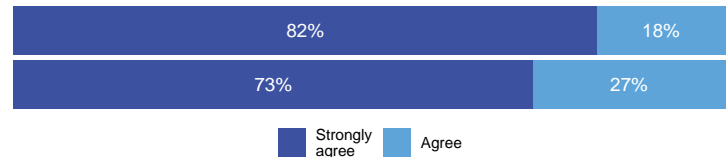
Provides me with constructive feedback based on formal or informal observation(s) of my teaching.



Teacher: How much do you agree or disagree with the following statements? My school leader...*

Cares about my well-being.

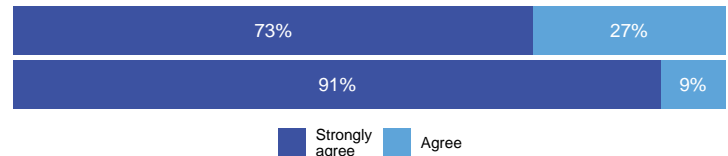
Makes decisions that help my students.



Teacher: My principal/school leader...

Is committed to shared decision-making.

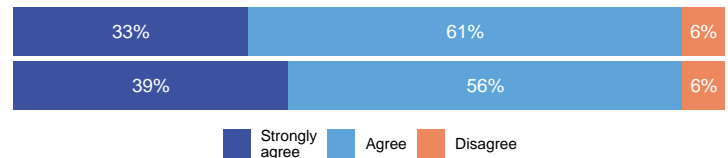
Encourages students to be involved in the school community.



Support Staff: How much do you agree or disagree with the following statements? My school leader...*

Recognizes the good work that I do.

Cares about my well-being.

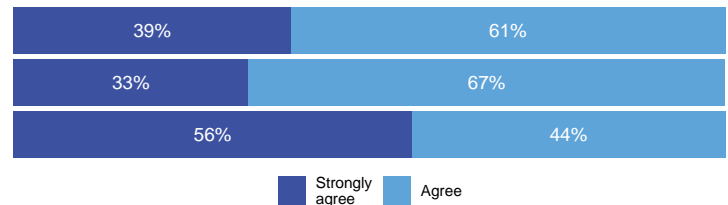


Support Staff: How much do you agree or disagree with the following statements? My school leader...*

works to create a sense of community in this school.

creates buy-in among faculty and staff.

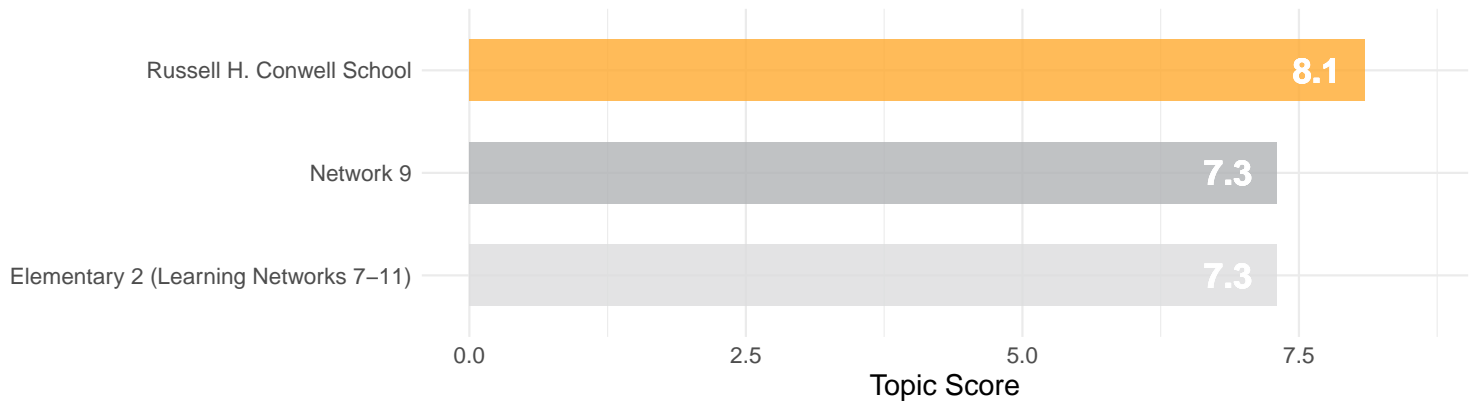
promotes parent/guardian involvement in the school.



* Questions not included in topic score

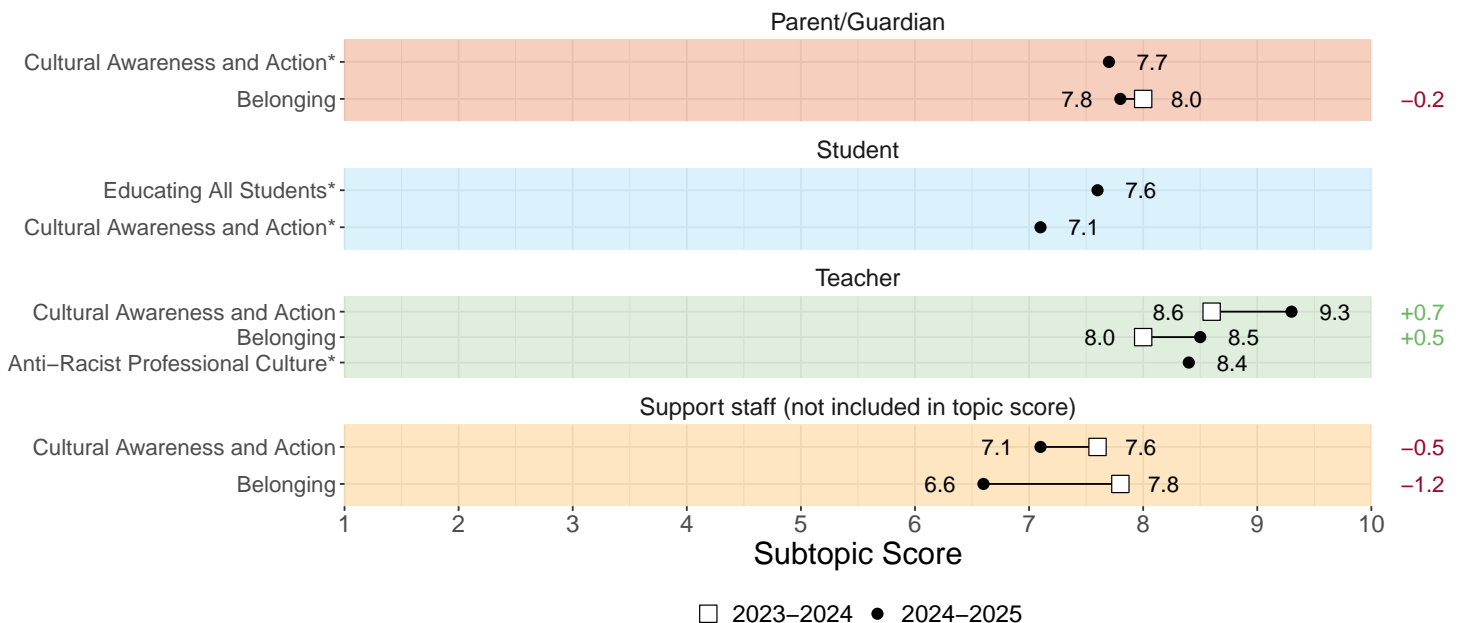
Diversity, Equity, and Inclusion: Scores

Topic Score Comparisons



The Diversity, Equity, and Inclusion topic score is the average of subtopic scores from the Student, Teacher, and Parent/Guardian surveys. Sufficient responses must be available from these respondent groups to generate and display topic scores. A display of “i.s.” means that there is an insufficient sample to calculate a subtopic score and “n.a.” indicates that a subtopic does not apply for this school. Student survey questions in this topic are only for grades 6-12, which means student response data is unavailable for schools serving only grades K-5.

Subtopic Scores by Survey Group



Higher scores indicate a more favorable response. A display of “i.s.” means that there is an insufficient sample in 2024-25 to calculate a subtopic score and “n.a.” indicates that a subtopic does not apply for this school.

* Only 2024-25 subtopic scores are available because this subtopic contains questions with updated response scales that cannot be directly compared to previous years.

Diversity, Equity, and Inclusion: Key Questions

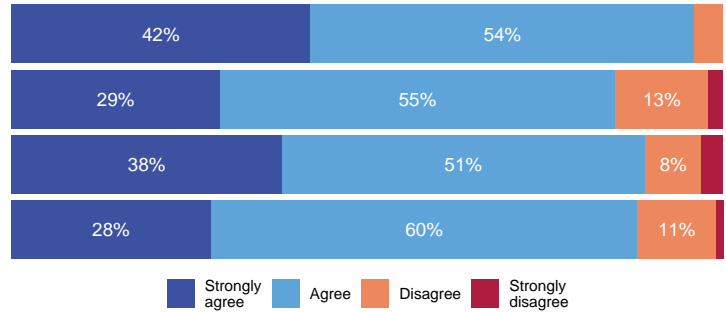
Student: [Grades 6–12 only] How much do you agree with the following?

Teachers encourage me to learn about people from different races, ethnicities, or cultures.

Students at my school treat people from different races, ethnicities, or cultures fairly.

Adults at my school treat people from different races, ethnicities, or cultures fairly.

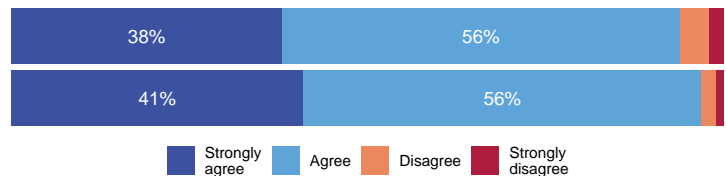
When there are major news events related to race, adults at my school talk about them with students.



Parent and Guardian: How much do you agree or disagree with the following?

Adults at my child's school treat people from different races, ethnicities, or cultures fairly.

At school, my child learns about people from different races, ethnicities, or cultures.

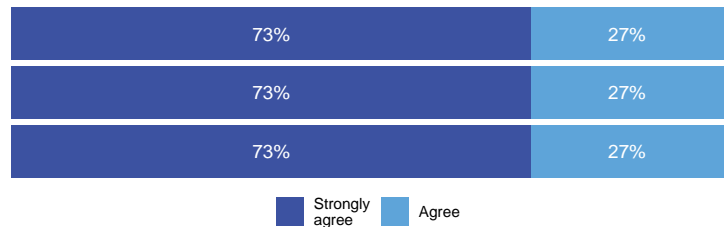


Teacher: How much do you agree or disagree with the following?

Leaders at this school work to advance student equity.

I am comfortable discussing race-related topics with my students.

When a sensitive issue of diversity arises in class, I can implement strategies to appropriately address the situation.

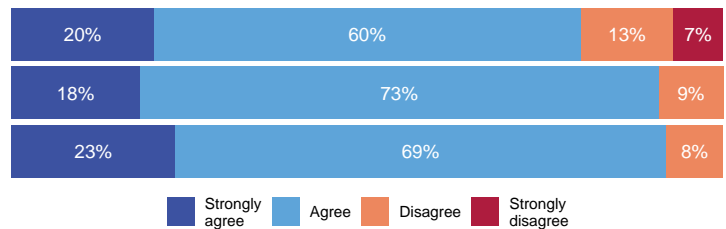


Support Staff: How much do you agree or disagree with the following?*

I feel connected to other adults at my school.

When a sensitive issue of diversity arises at school, I can implement strategies to appropriately address the situation.

I am comfortable discussing race-related topics with my colleagues.



* Questions not included in topic score

Technical Notes

tinyurl.com/2025PSESnotes



Feedback Form

tinyurl.com/2025PSESfeedbacksurvey

